



TEST REPORT

For
MICROMEDIA SL
Avda. de Lugo 32
15707 SANTIAGO DE COMPOSTELA Spain

Test Model: ZM-H16

| | |
|------------------------------------|--|
| Report Type: Test Report | Product Name: ALL IN ONE PC |
| Test Engineer: | Jack Zheng |
| Report Number: | 2402Y102291E-SF |
| Test Date: | 2024-11-09 to 2024-11-13 |
| Report Date: | 2024-11-18 |
| Reviewed By: | Andrew Luo |
| Test Location: | Room 301, No. 113 Pingkang Road, Dalang Town, Dongguan |
| Prepared By: | Bay Area Compliance Laboratories Corp. (Dongguan). No.12, Pulong East 1st Road, Tangxia Town, Dongguan, Guangdong, China. Tel: +86-0769-86858888 Fax:+86-0769-86858588 |

1. Test Project

| No. | Test Item |
|-----|-----------------------|
| 1 | High Temperature Test |


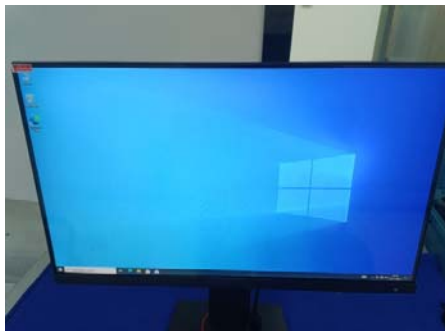
2. General Product Information

| Sample No. | Test Model | Product Name | Quantity |
|---------------------|------------|---------------|----------|
| 2402Y102291E-SF-S01 | ZM-H16 | ALL IN ONE PC | 1 pcs |

3. Initial Test

| Sample No. | Initial Test |
|---------------------|--|
| 2402Y102291E-SF-S01 | The appearance of the sample is normal, and the startup is normal. |

4. Sample Photos before the Test

| S01 | |
|---|--|
|  |  |

5. Test Equipment

| Test Equipment | Model No. | Cal. Date | Due Date |
|--|------------|------------|------------|
| Constant temperature and humidity test chamber | T-08-SF269 | 2024-07-25 | 2025-07-24 |

6. Environmental Conditions

Temperature: 24~26°C; Humidity: 56~61%RH

7. Test Standard

Refer to Method 501.7-Procedure II (A1)

8. Test Condition

1. Put the sample into the laboratory.
2. The temperature change is set according to the following figure (The unit is operational during the test.) :
3. Temperature: 32~49°C cycling temperature exposure (Climate category A1 Hot Dry)


| Time | Temperature(°C) | Time | Temperature(°C) |
|------|-----------------|------|-----------------|
| 0100 | 35 | 1300 | 47 |
| 0200 | 34 | 1400 | 48 |
| 0300 | 34 | 1500 | 48 |
| 0400 | 33 | 1600 | 49 |
| 0500 | 33 | 1700 | 48 |
| 0600 | 32 | 1800 | 48 |
| 0700 | 33 | 1900 | 46 |
| 0800 | 35 | 2000 | 42 |
| 0900 | 38 | 2100 | 41 |
| 1000 | 41 | 2200 | 39 |
| 1100 | 43 | 2300 | 38 |
| 1200 | 44 | 2400 | 37 |

4. Duration: 3 day exposure (3 X 24 hr. cycles)
5. After completion of the test, take out the sample and check its appearance


9. Test Result

| Sample No. | Test Result |
|---------------------|---|
| 2402Y102291E-SF-S01 | After testing, the sample appearance is good, no bubbling, no cracking, no deformation, boot display is normal. |

10. Testing Photo



11. Samples Photos after the Test



Directions

1. The information marked # is provided by the applicant, the laboratory is not responsible for its authenticity and this information can affect the validity of the result in the test report.
2. The samples receive at 2024-11-05.
3. Unless otherwise stated the results shown in this test report refer only to the sample(s) tested.
4. Otherwise required by the applicant or Product Regulations, Decision Rule in this report did not consider the uncertainty.
5. The extended uncertainty given in this report is obtained by combining the standard uncertainty times the coverage factor K with the 95% confidence interval.
6. This report cannot be reproduced except in full, without prior written approval of the Company.
7. This report is valid only with a valid digital signature. The digital signature may be available only under the Adobe software above version 7.0.

******* End of Report *******